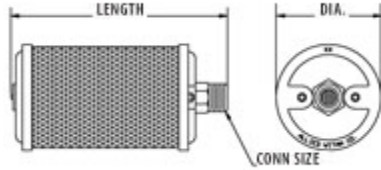


# Filter Silencers

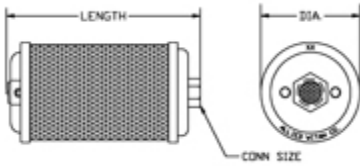
## Single Chamber-Male

1/8" - 2"



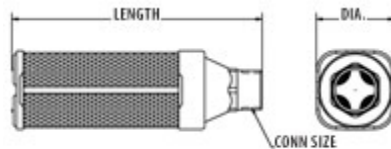
## Single Chamber-Female

1/8" - 2"



## Multi-Chamber-Male

3" - 6"



### **Filters out dirt particles as small as 5 micron**

- Highly efficient filter - and effective muffler - performs equally well at high and low velocities
- Features easy-to-service design and durable construction for long life
- Designed for heavy-duty applications and sized for high flow rates and continuous operation
- Ideal for compressor intakes, pumps, reservoir vents and gear-housing breathers
- Replacement filter elements available
- Recommended for pressures up to 125 psi (8.6 Bar)

Connection Thread Types					Dimensions			
Conn Size	Model Type	Male NPT	Female NPS	Male BSPT	Diameter	Length		Replacement Element
		Item Number	Item Number	Item Number		Male	Female	
1/8	F01	0113001	0213001	0123001	1.84	3.12	2.81	0931001
1/4	F02	0113002	0213002	0123002	1.84	4.37	4.00	0931002
3/8	F00	0113000	0213000	0123000	2.59	5.12	4.56	0931000
1/2	F05	0113005	0213005	0123005	3.15	6.00	5.50	0931005
3/4	F07	0113007	0213007	0123007	3.40	7.18	6.68	0931007
1	F10	0113010	0213010	0123010	3.90	8.75	7.92	0931010
1-1/4	F12	0113012	0213012	0123012	3.90	8.75	8.00	0931012
1-1/2	F15	0113015	0213015	0123015	5.25	13.56	12.50	0931015
2	F20	0113020	0213020	0123020	5.25	18.87	17.75	0931020
3	F30	0113030	-	0123030	7.00	22.93	-	0931030
4	F40	0113040	-	0123040	8.00	23.56	-	0931040
6	F60	0113060	-	0123060	11.00	30.93	-	0931060