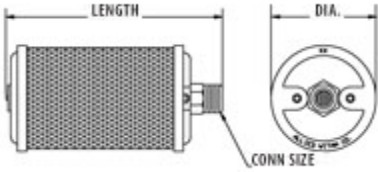


# Steam Exhaust Mufflers

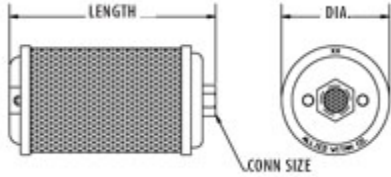
## Single Chamber-Male

1/8" - 2"



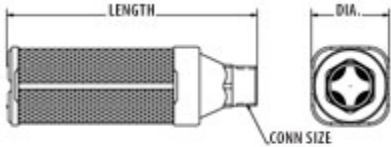
## Single Chamber-Female

1/8" - 2"



## Multi-Chamber-Male

3" - 6"



### ***Boiler start-ups and food processing***

- Provides a lower cost alternative to silencing objectionable noise created by steam exhaust outlets during boiler start-ups and testing stages only
- Replacement elements available to make the muffler ready for the next start-up or tuning job
- Constructed of corrosion-resistant materials
- End caps treated with a special epoxy coating for additional resistance in high-alkali conditions
- Well-suited for low-pressure food processing and similar applications
- Not designed for permanent installation on boilers or where pressures exceed 125 psi (8.6 Bar)

Connection Thread Types

Dimensions

Conn Size	Male NPT		Female NPS		Male BSPT		Diameter	Length		Replacement Element
	Model Type	Item Number	Model Type	Item Number	Model Type	Item Number		Male	Female	
	1/8	S01	0114001	Z01	0214001	S01		0124001	1.84	
1/4	S02	0114002	Z02	0214002	S02	0124002	1.84	4.37	4.00	0951002
3/8	S00	0114000	Z00	0214000	S00	0124000	2.59	5.12	4.56	0951000
1/2	S05	0114005	Z05	0214005	S05	0124005	3.15	6.00	5.50	0951005
3/4	S07	0114007	Z07	0214007	S07	0124007	3.40	7.18	6.68	0951007
1	S10	0114010	Z10	0214010	S10	0124010	3.90	8.75	7.92	0951010
1-1/4	S12	0114012	Z12	0214012	S12	0124012	3.90	8.75	8.00	0951012
1-1/2	S15	0114015	Z15	0214015	S15	0124015	5.25	13.56	12.50	0951015
2	S20	0114020	Z20	0214020	S20	0124020	5.25	18.87	17.75	0951020
3	S30	0114030	-	-	S30	0124030	7.00	22.93	-	0951030
4	S40	0114040	-	-	S40	0124040	8.00	23.56	-	0951040
6	S60	0114060	-	-	S60	0124060	11.00	30.93	-	0951060