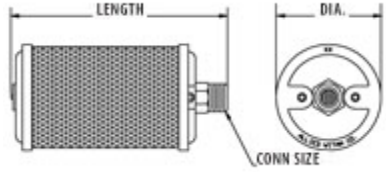


Thru-Flow Mufflers

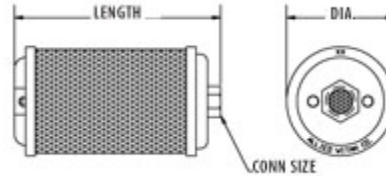
Single Chamber-Male

1/8" - 2"



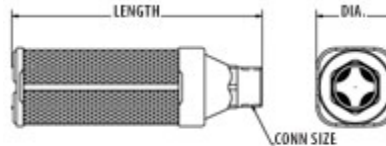
Single Chamber-Female

1/8" - 2"



Multi-Chamber-Male

3" - 6"



Unobstructed flow path for contaminated air

- Features unique Atomuffler® expansion chamber
- Reduces exhaust noise and allows contaminants to freely pass through and out the other end, to be either captured or released as desired
- Recommended for applications where compressed air is heavily contaminated with particulates
- May be used individually, in tandem, or in a series for desired results
- Sizes 3", 4" and 6" are Made-to-Order and, as such, are non-returnable
- Recommended for pressures up to 125 psi (8.6 Bar)

Connection Thread Types					Dimensions			
Conn Size	Model Type	Male NPT	Female NPS	Male BSPT	Diameter	Length		Replacement Element
		Item Number	Item Number	Item Number		Male	Female	
1/8	T01	0319001	0419001	0329001	1.84	3.87	2.90	0911001
1/4	T02	0319002	0419002	0329002	1.84	5.31	4.15	0911002
3/8	T00	0319000	0419000	0329000	2.59	6.00	4.78	0911000
1/2	T05	0319005	0419005	0329005	3.15	7.00	5.78	0911005
3/4	T07	0319007	0419007	0329007	3.40	8.25	6.96	0911007
1	T10	0319010	0419010	0329010	3.90	10.31	8.34	0911010
1-1/4	T12	0319012	0419012	0329012	3.90	10.37	8.46	0911012
1-1/2	T15	0319015	0419015	0329015	5.25	15.37	13.03	0911015
2	T20	0319020	0419020	0329020	5.25	20.75	18.23	0911020
3	T30	0319030	-	0329030	7.00	29.31	-	0911030
4	T40	0319040	-	0329040	8.00	30.06	-	0911040
6	T60	0319060	-	0329060	11.00	39.81	-	0911060